

sales plan

stage seven - acreage















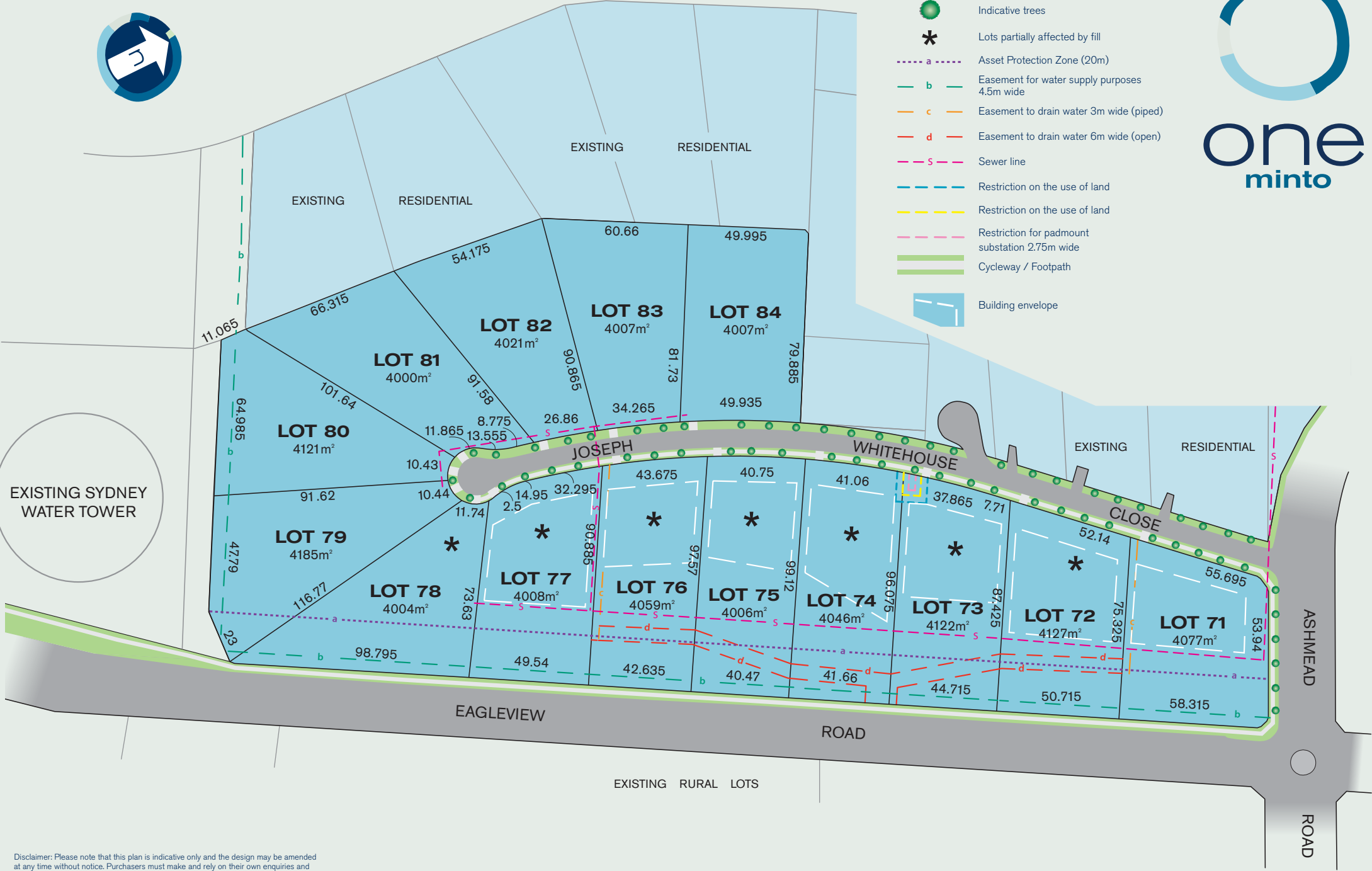
call **9820 2033**
oneminto.com.au





legend

-  Indicative trees
-  Lots partially affected by fill
-  Asset Protection Zone (20m)
-  Easement for water supply purposes 4.5m wide
-  Easement to drain water 3m wide (piped)
-  Easement to drain water 6m wide (open)
-  Sewer line
-  Restriction on the use of land
-  Restriction on the use of land
-  Restriction for padmount substation 2.75m wide
-  Cycleway / Footpath
-  Building envelope



Disclaimer: Please note that this plan is indicative only and the design may be amended at any time without notice. Purchasers must make and rely on their own enquiries and the restrictions and provisions in the Contract for Sale of Land. Sale plan not to scale.